



## WEST JOHNSTON HIGH SCHOOL

### Analysis Overview

#### Collection Information

<b>Date of Analysis:</b>	16-May-2012 12:15:28
<b>Circulation System:</b>	Follett Destiny
<b>Data Integrity:</b>	Good: 99.19% holdings recognized
<b># of Records:</b>	18490
<b># of Holdings:</b>	19751
<b>Recognized Call Numbers:</b>	19592
<b>Average Age:</b>	2000
<b>Enrollment:</b>	1723
<b>Items per Student:</b>	11.37
<b>Recommended Items per Student</b>	10

#### School Information

WEST JOHNSTON HIGH SCHOOL  
5935 RALEIGH ROAD  
BENSON, NC 27504

#### Contact Information

<b>Name:</b>	Will Sanders
<b>Phone:</b>	919-934-7333
<b>Phone (alt):</b>	
<b>Fax:</b>	919-934-6906
<b>Email:</b>	willsanders@johnston.k12.nc.us
<b>Email (alt):</b>	yvettedavis@johnston.k12.nc.us

# WEST JOHNSTON HIGH SCHOOL

Prepared By : Will Sanders

16-May-2012 12:15:28

## Collection Analysis (by 100s)

The Hundred Divisions		Average Age	Items	% of Collection
000	Generalities	2003	211	1.08%
100	Philosophy and Psychology	2002	237	1.21%
200	Religion	2000	175	0.89%
300	Social Sciences	2003	2239	11.43%
400	Language	2000	198	1.01%
500	Natural Sciences/Mathematics	2001	1113	5.68%
600	Technology	2002	1893	9.66%
700	The Arts	2003	1621	8.27%
800	Literature and Rhetoric	1995	1015	5.18%
900	Geography and History	2001	1558	7.95%
<b>Hundred Divisions Totals</b>		<b>2001</b>	<b>10260</b>	<b>52.37%</b>

### Additional Category Listings

General Fiction	1997	4572	23.34%
Reference	1999	2370	12.10%
Biography	2001	1831	9.35%
Professional	2003	415	2.12%
Story Collection	1996	144	0.73%
Paperback	n/a	0	0.00%
Easy	n/a	0	0.00%
<b>Additional Category Listings Totals</b>	<b>1999</b>	<b>9332</b>	<b>47.63%</b>

**Totals**

**2000**

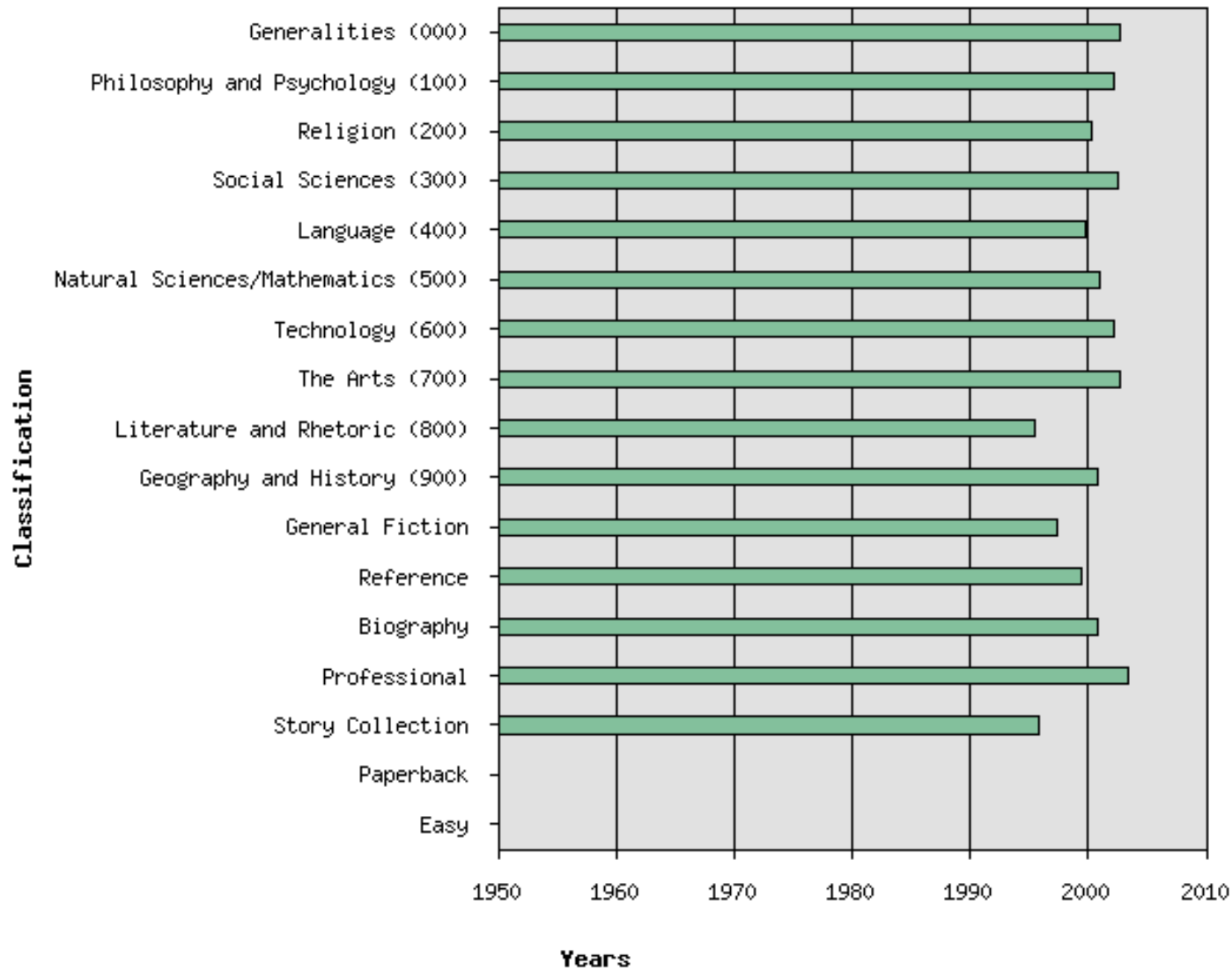
**19592**

# WEST JOHNSTON HIGH SCHOOL

Prepared By : Will Sanders

16-May-2012 12:15:28

## Collection Analysis (by 100s) - Average Age

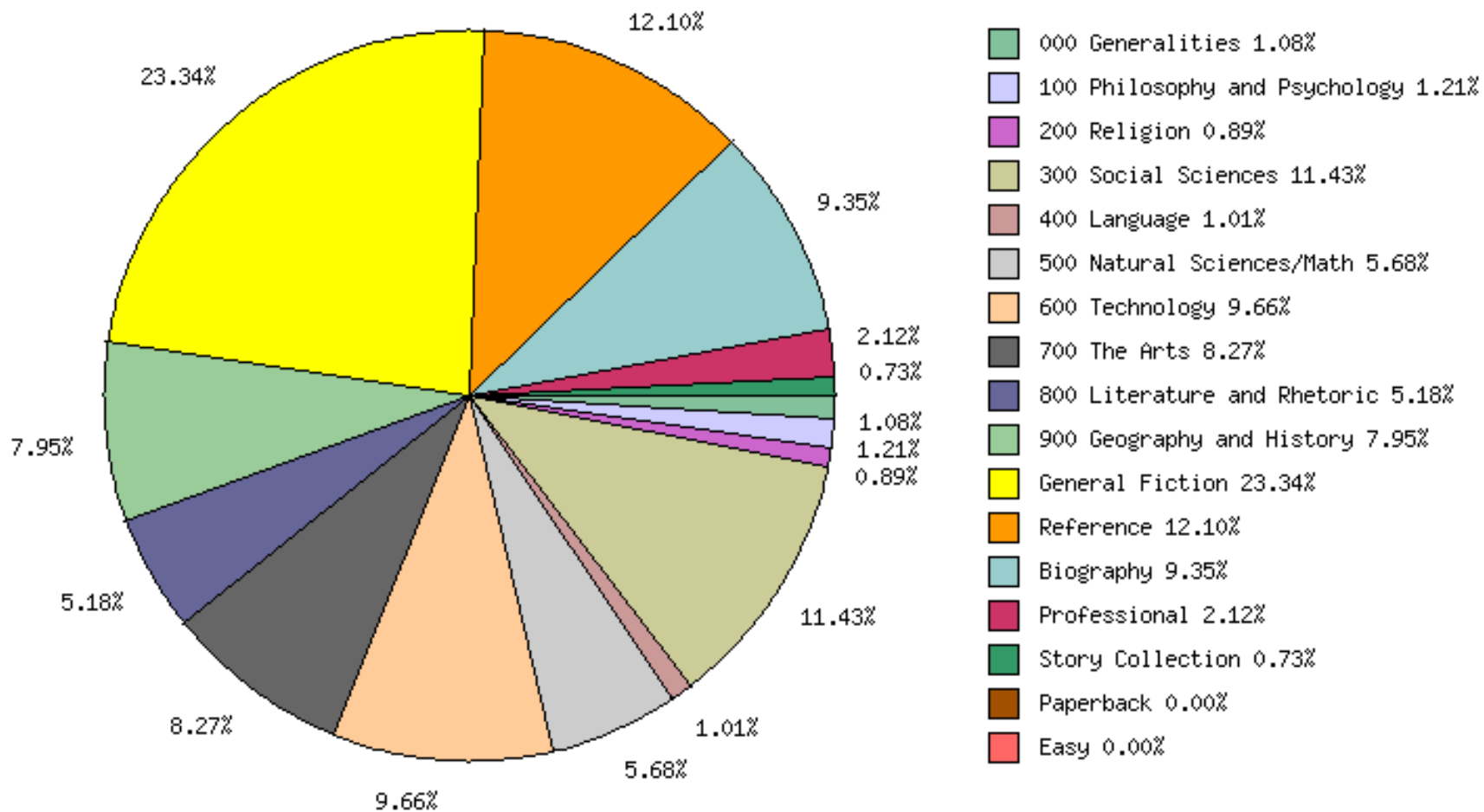


# WEST JOHNSTON HIGH SCHOOL

Prepared By : Will Sanders

16-May-2012 12:15:28

## Collection Analysis (by 100s) - Main Classification Percentages



# WEST JOHNSTON HIGH SCHOOL

Prepared By : Will Sanders

16-May-2012 12:15:28

## Collection Analysis (by 10s)

The Hundreds Divisions		Age	Items	% of Collection
000	Generalities	2003	127	0.65%
010	Bibliography	2005	2	0.01%
020	Library and Information Sciences	2002	20	0.10%
030	General Encyclopedic Works	2005	18	0.09%
040	n/a	n/a	0	0.00%
050	General Serial Publications	n/a	0	0.00%
060	General Organizations and Museology	1988	2	0.01%
070	News Media, Journalism, Publishing	2002	38	0.19%
080	General Collections	2002	4	0.02%
090	Manuscripts and Rare Books	n/a	0	0.00%
<b>Generalities Totals</b>		<b>2003</b>	<b>211</b>	<b>1.08%</b>
100	Philosophy and Psychology	2003	3	0.02%
110	Metaphysics	2000	3	0.02%
120	Epistemology, Causation, Humankind	2000	4	0.02%
130	Paranormal Phenomena	2002	43	0.22%
140	Specific Philosophical Schools	n/a	0	0.00%
150	Psychology	2001	101	0.52%
160	Logic	2004	1	0.01%
170	Ethics	2004	69	0.35%
180	Ancient, Medieval, Oriental Philosophy	1998	6	0.03%
190	Modern Western Philosophy	2000	7	0.04%
<b>Philosophy and Psychology Totals</b>		<b>2002</b>	<b>237</b>	<b>1.21%</b>
200	Religion	2002	22	0.11%
210	Philosophy and Theory of Religion	2003	2	0.01%
220	Bible	1998	6	0.03%
230	Christianity/Christian Theology	2003	8	0.04%
240	Christian Moral & Devotional Theology	1994	4	0.02%
250	Christian Orders & Local Church	2002	2	0.01%
260	Social and Ecclesiastical Theology	1994	3	0.02%
270	History of Christianity	2003	6	0.03%
280	Christian Denominations & Sects	2001	26	0.13%
290	Comparative and Other Religions	2000	96	0.49%
<b>Religion Totals</b>		<b>2000</b>	<b>175</b>	<b>0.89%</b>

# WEST JOHNSTON HIGH SCHOOL

Prepared By : Will Sanders

16-May-2012 12:15:28

## Collection Analysis (by 10s)

The Hundreds Divisions		Age	Items	% of Collection
300	Social Sciences	2002	399	2.04%
310	Collections of General Statistics	n/a	0	0.00%
320	Political Science	2001	171	0.87%
330	Economics	2003	276	1.41%
340	Law	2002	181	0.92%
350	Public Admin and Military Science	2003	142	0.72%
360	Social Problems and Services	2003	697	3.56%
370	Education	2004	185	0.94%
380	Commerce, Commun., Transportation	2003	68	0.35%
390	Customs, Etiquette, Folklore	2000	120	0.61%
<b>Social Sciences Totals</b>		<b>2003</b>	<b>2239</b>	<b>11.43%</b>
400	Language	2000	6	0.03%
410	Linguistics	2000	10	0.05%
420	English and Old English	2002	49	0.25%
430	Germanic Languages, German	2002	5	0.03%
440	Romance Languages, French	1997	40	0.20%
450	Italian, Romanian, Rhaeto-Romanic	n/a	0	0.00%
460	Spanish and Portuguese Languages	2000	67	0.34%
470	Italic Languages, Latin	1996	13	0.07%
480	Hellenic Languages, Classical Greek	n/a	0	0.00%
490	Other Languages	2000	8	0.04%
<b>Language Totals</b>		<b>2000</b>	<b>198</b>	<b>1.01%</b>
500	Natural Sciences/Mathematics	1999	71	0.36%
510	Mathematics	2002	72	0.37%
520	Astronomy and Allied Sciences	2001	122	0.62%
530	Physics	2001	119	0.61%
540	Chemistry and Allied Sciences	2001	101	0.52%
550	Earth Sciences	2002	151	0.77%
560	Paleontology, Paleozoology	2000	30	0.15%
570	Life Sciences, Biology	2002	167	0.85%
580	Plants	2000	51	0.26%
590	Animals	2000	229	1.17%
<b>Natural Sciences/Mathematics Totals</b>		<b>2001</b>	<b>1113</b>	<b>5.68%</b>

# WEST JOHNSTON HIGH SCHOOL

Prepared By : Will Sanders

16-May-2012 12:15:28

## Collection Analysis (by 10s)

The Hundreds Divisions		Age	Items	% of Collection
600	Technology	1999	25	0.13%
610	Medical Sciences, Medicine	2003	921	4.70%
620	Engineering and Allied Operations	2002	320	1.63%
630	Agriculture	2001	216	1.10%
640	Home Economics and Family Living	2002	190	0.97%
650	Management Auxiliary Services	2002	108	0.55%
660	Chemical Engineering	2004	27	0.14%
670	Manufacturing	2000	11	0.06%
680	Manufacture for Specific Uses	2002	35	0.18%
690	Buildings	1999	40	0.20%
<b>Technology Totals</b>		<b>2002</b>	<b>1893</b>	<b>9.66%</b>
700	The Arts	2001	59	0.30%
710	Civic and Landscape Art	1999	29	0.15%
720	Architecture	2001	75	0.38%
730	Plastic Arts, Sculpture	1999	17	0.09%
740	Drawing and Decorative Arts	2004	382	1.95%
750	Painting and Paintings	2000	29	0.15%
760	Graphic Arts, Print Making	1990	4	0.02%
770	Photography and Photographs	2004	40	0.20%
780	Music	2002	201	1.03%
790	Recreational and Performing Arts	2003	785	4.01%
<b>The Arts Totals</b>		<b>2003</b>	<b>1621</b>	<b>8.27%</b>
800	Literature and Rhetoric	1998	117	0.60%
810	American Literature in English	1996	454	2.32%
820	English and Old English Literatures	1995	311	1.59%
830	Literatures of Germanic Languages	1992	20	0.10%
840	Literatures of Romance Languages	1992	27	0.14%
850	Italian, Romanian, Rhaeto-Romanic	2001	15	0.08%
860	Spanish and Portuguese Literatures	2003	8	0.04%
870	Italic Literatures, Latin	1967	3	0.02%
880	Hellenic Literatures, Classical Greek	1987	42	0.21%
890	Literatures of Other Languages	1995	18	0.09%
<b>Literature and Rhetoric Totals</b>		<b>1995</b>	<b>1015</b>	<b>5.18%</b>

# WEST JOHNSTON HIGH SCHOOL

Prepared By : Will Sanders

16-May-2012 12:15:28

## Collection Analysis (by 10s)

The Hundreds Divisions		Age	Items	% of Collection
900	Geography and History	2001	70	0.36%
910	Geography and Travel	2000	92	0.47%
920	Biography, Genealogy, Insignia	2001	9	0.05%
930	History of Ancient World	2001	77	0.39%
940	General History of Europe	2001	360	1.84%
950	General History of Asia	2001	214	1.09%
960	General History of Africa	2000	60	0.31%
970	General History of North America	2001	633	3.23%
980	General History of South America	2000	32	0.16%
990	General History of Other Areas	2002	11	0.06%
<b>Geography and History Totals</b>		<b>2001</b>	<b>1558</b>	<b>7.95%</b>

## Additional Category Listings

General Fiction	1997	4572	23.34%
Reference	1999	2370	12.10%
Biography	2001	1831	9.35%
Professional	2003	415	2.12%
Story Collection	1996	144	0.73%
Paperback	n/a	0	0.00%
Easy	n/a	0	0.00%
<b>Additional Category Listings Totals</b>	<b>1999</b>	<b>9332</b>	<b>47.63%</b>

<b>Totals</b>	<b>2000</b>	<b>19592</b>
---------------	-------------	--------------

# WEST JOHNSTON HIGH SCHOOL

Prepared By : Will Sanders

16-May-2012 12:15:28

## Balanced Dewey Comparisons

### Hundreds Divisions

		Avg Age	Items	% of Collection	FLR Bal. Dewey	Difference
000	Generalities	2003	211	1.08%	1.50%	-0.42%
100	Philosophy and Psychology	2002	237	1.21%	1.00%	0.21%
200	Religion	2000	175	0.89%	1.50%	-0.61%
300	Social Sciences	2003	2239	11.43%	11.50%	-0.07%
400	Language	2000	198	1.01%	2.00%	-0.99%
500	Natural Sciences/Mathematics	2001	1113	5.68%	8.00%	-2.32%
600	Technology	2002	1893	9.66%	8.00%	1.66%
700	The Arts	2003	1621	8.27%	8.00%	0.27%
800	Literature and Rhetoric	1995	1015	5.18%	9.00%	-3.82%
900	Geography and History	2001	1558	7.95%	10.00%	-2.05%

### Additional Category Listings

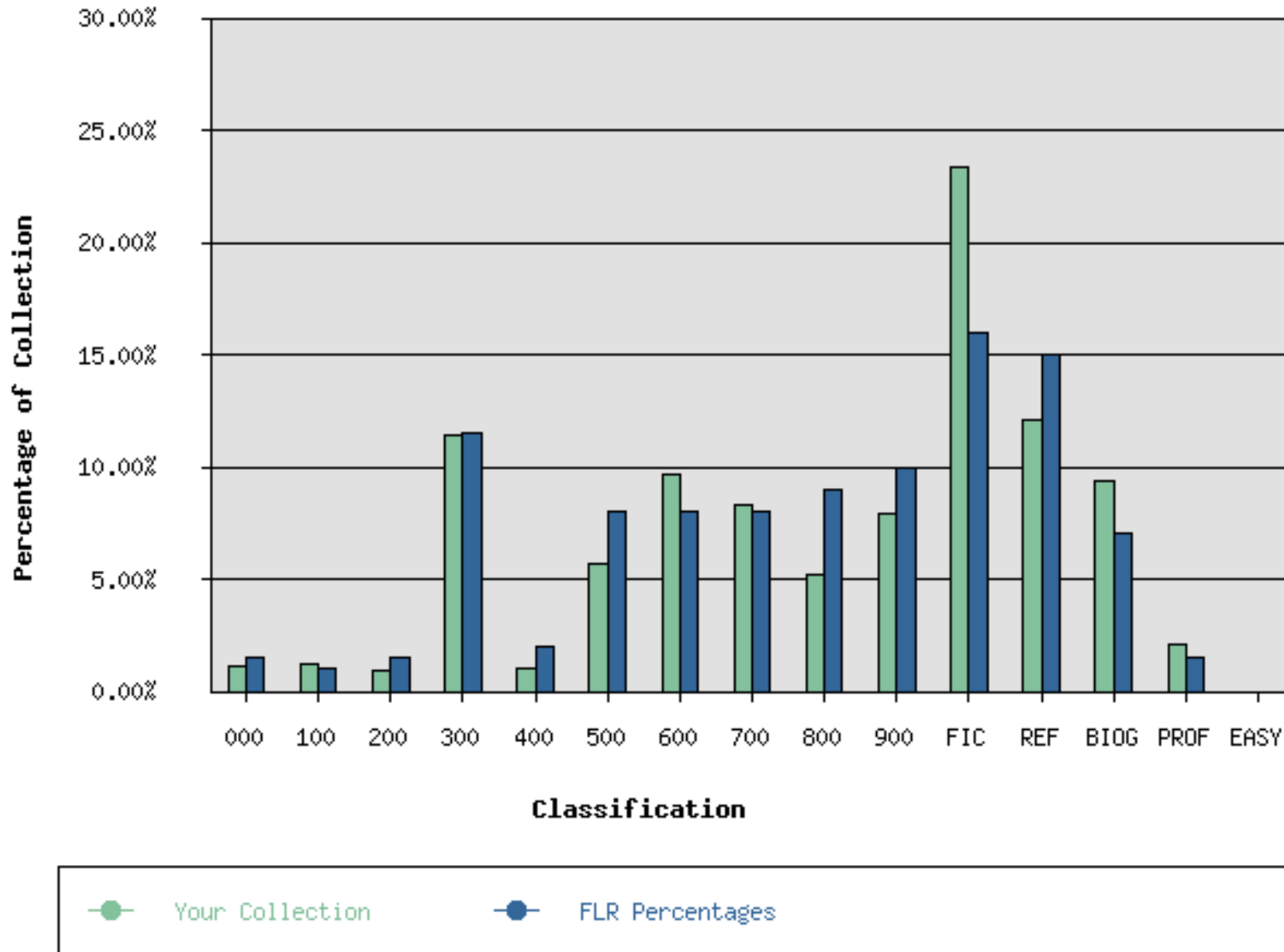
General Fiction	1997	4572	23.34%	16.00%	7.34%
Reference	1999	2370	12.10%	15.00%	-2.90%
Biography	2001	1831	9.35%	7.00%	2.35%
Professional	2003	415	2.12%	1.50%	0.62%
Story Collection	1996	144	0.73%	n/a	n/a
Paperback	n/a	0	0.00%	n/a	n/a
Easy	n/a	0	0.00%	0.00%	0.00%
<b>Totals</b>	<b>2000</b>	<b>19592</b>			

# WEST JOHNSTON HIGH SCHOOL

Prepared By : Will Sanders

16-May-2012 12:15:28

## Balanced Dewey Comparisons



# WEST JOHNSTON HIGH SCHOOL

Prepared By : Will Sanders

16-May-2012 12:15:28

## Collection By Year

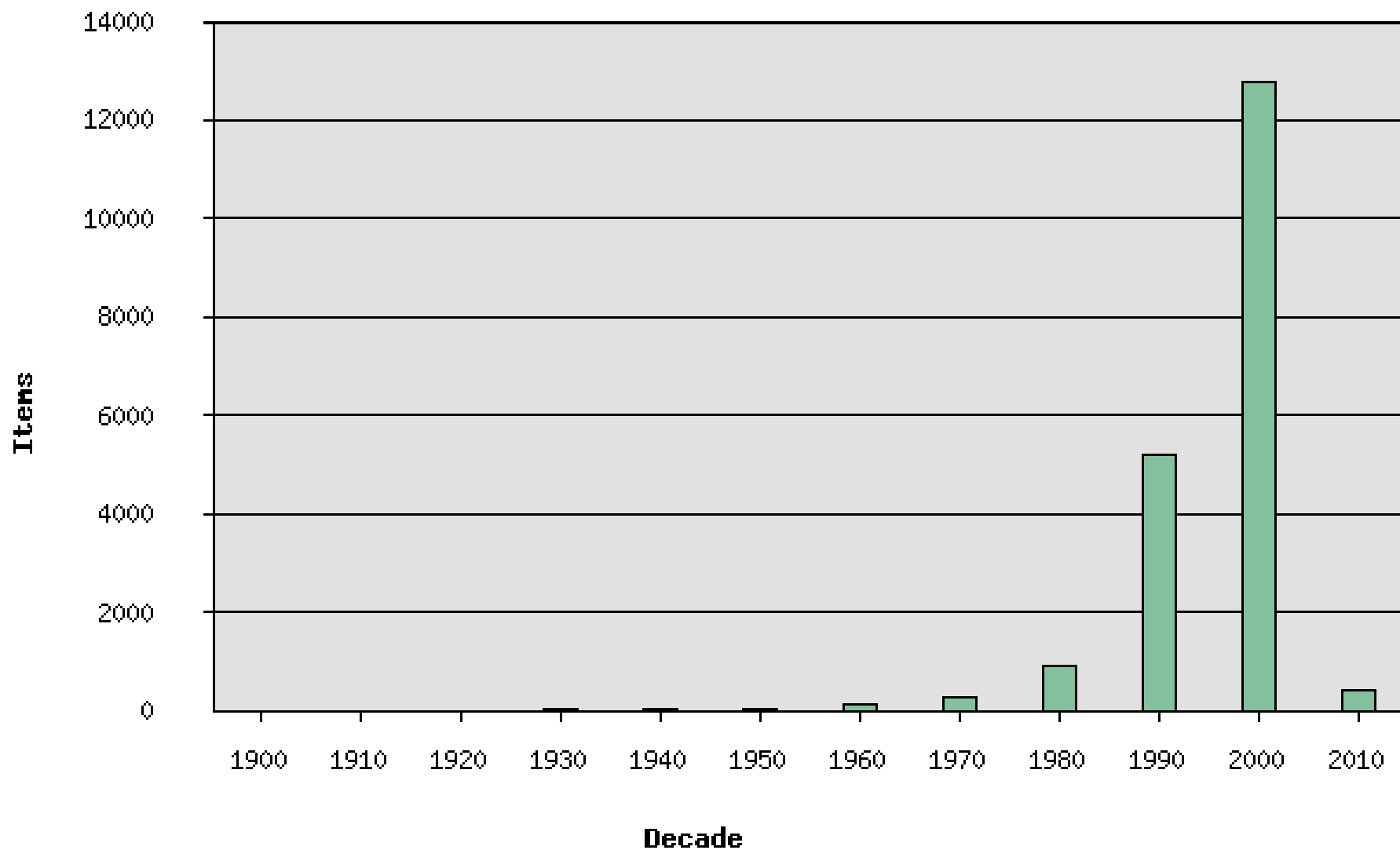
Decade	# of Books
1900	0
1910	0
1920	0
1930	3
1940	7
1950	35
1960	132
1970	279
1980	898
1990	5175
2000	12779
2010	425
No year given/out of range	18
<b>Total</b>	<b>19751</b>

# WEST JOHNSTON HIGH SCHOOL

Prepared By : Will Sanders

16-May-2012 12:15:28

## Collection By Year



# WEST JOHNSTON HIGH SCHOOL

Prepared By : Will Sanders

16-May-2012 12:15:28

## Age Sensitivity

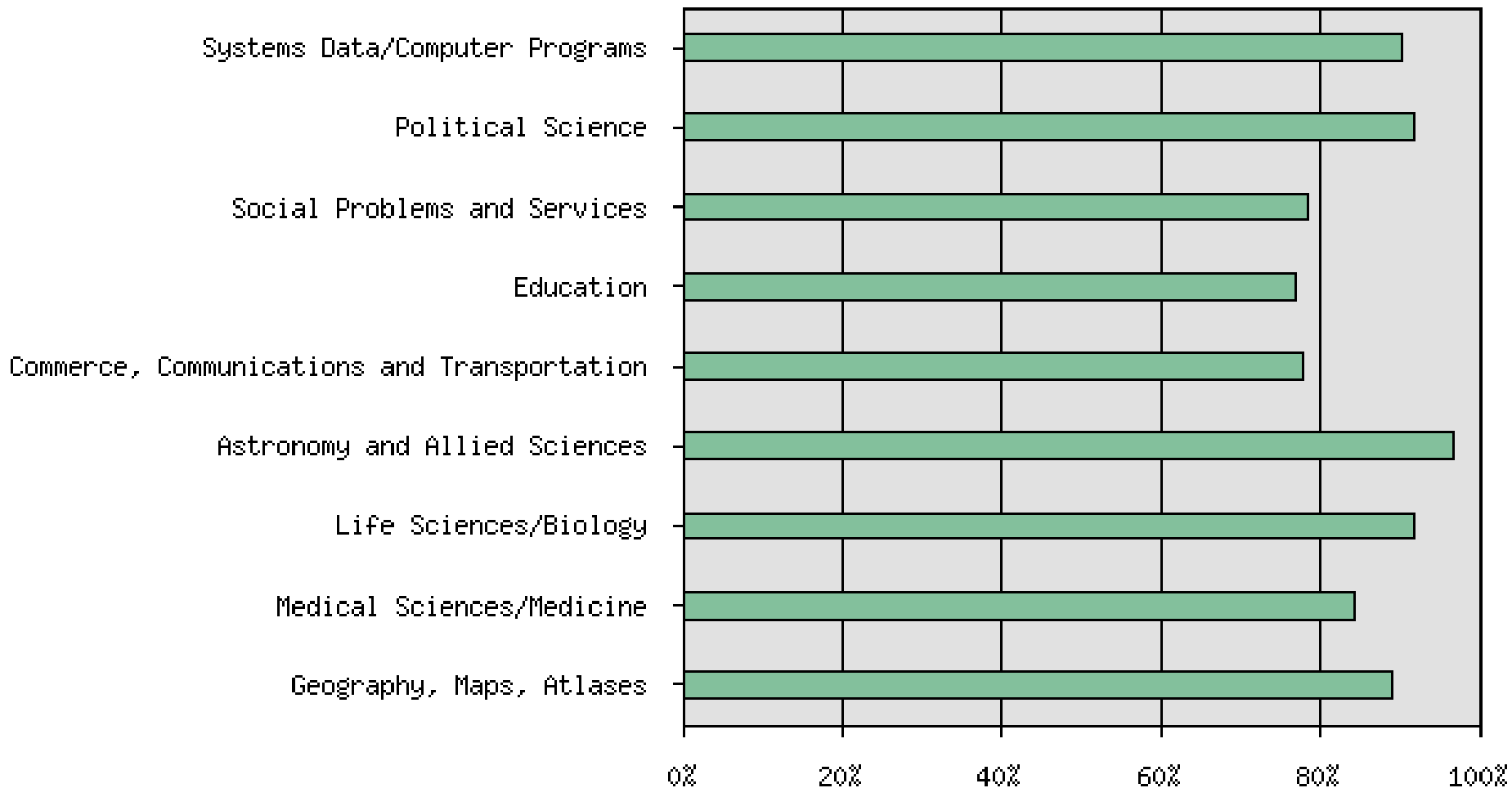
Dewey Ranges		Acceptable Age (Years)	Items in Collection	Aged	
003-007	Systems Data/Computer Programs	3	91	82	90.11%
320-329	Political Science	5	171	157	91.81%
361-369	Social Problems and Services	5	697	546	78.34%
370-379	Education	5	185	142	76.76%
380-389	Commerce, Communications and Transportation	5	68	53	77.94%
520-529	Astronomy and Allied Sciences	5	122	118	96.72%
570-579	Life Sciences/Biology	5	167	153	91.62%
610-619	Medical Sciences/Medicine	5	921	778	84.47%
910-919	Geography, Maps, Atlases	5	92	82	89.13%

# WEST JOHNSTON HIGH SCHOOL

Prepared By : Will Sanders

16-May-2012 12:15:28

## Age Sensitivity



**Percent of Collection Beyond Age Range**

## The Hundred Divisions (Summary)

### **000 Generalities**

- 010 Bibliography
- 020 Library and Information Sciences
- 030 General Encyclopedic Works
- 040 n/a
- 050 General Serial Publications
- 060 General Organizations and Museology
- 070 News Media, Journalism, Publishing
- 080 General Collections
- 090 Manuscripts and Rare Books

### **100 Philosophy and Psychology**

- 110 Metaphysics
- 120 Epistemology, Causation, Humankind
- 130 Paranormal Phenomena
- 140 Specific Philosophical Schools
- 150 Psychology
- 160 Logic
- 170 Ethics
- 180 Ancient, Medieval, Oriental Philosophy
- 190 Modern Western Philosophy

### **200 Religion**

- 210 Philosophy and Theory of Religion
- 220 Bible
- 230 Christianity/Christian Theology
- 240 Christian Moral & Devotional Theology
- 250 Christian Orders & Local Church
- 260 Social and Ecclesiastical Theology
- 270 History of Christianity
- 280 Christian Denominations & Sects
- 290 Comparative and Other Religions

### **300 Social Sciences**

- 310 Collections of General Statistics
- 320 Political Science
- 330 Economics
- 340 Law
- 350 Public Admin and Military Science
- 360 Social Problems and Services
- 370 Education
- 380 Commerce, Commun., Transportation
- 390 Customs, Etiquette, Folklore

### **400 Language**

- 410 Linguistics
- 420 English and Old English
- 430 Germanic Languages, German
- 440 Romance Languages, French
- 450 Italian, Romanian, Rhaeto-Romanic
- 460 Spanish and Portuguese Languages
- 470 Italic Languages, Latin
- 480 Hellenic Languages, Classical Greek
- 490 Other Languages

### **500 Natural Sciences/Mathematics**

- 510 Mathematics
- 520 Astronomy and Allied Sciences
- 530 Physics
- 540 Chemistry and Allied Sciences
- 550 Earth Sciences
- 560 Paleontology, Paleozoology
- 570 Life Sciences, Biology
- 580 Plants
- 590 Animals

### **600 Technology**

- 610 Medical Sciences, Medicine
- 620 Engineering and Allied Operations
- 630 Agriculture
- 640 Home Economics and Family Living
- 650 Management Auxiliary Services
- 660 Chemical Engineering
- 670 Manufacturing
- 680 Manufacture for Specific Uses
- 690 Buildings

### **700 The Arts**

- 710 Civic and Landscape Art
- 720 Architecture
- 730 Plastic Arts, Sculpture
- 740 Drawing and Decorative Arts
- 750 Painting and Paintings
- 760 Graphic Arts, Print Making
- 770 Photography and Photographs
- 780 Music
- 790 Recreational and Performing Arts

### **800 Literature and Rhetoric**

- 810 American Literature in English
- 820 English and Old English Literatures
- 830 Literatures of Germanic Languages
- 840 Literatures of Romance Languages
- 850 Italian, Romanian, Rhaeto-Romanic
- 860 Spanish and Portuguese Literatures
- 870 Italic Literatures, Latin
- 880 Hellenic Literatures, Classical Greek
- 890 Literatures of Other Languages

### **900 Geography and History**

- 910 Geography and Travel
- 920 Biography, Genealogy, Insignia
- 930 History of Ancient World
- 940 General History of Europe
- 950 General History of Asia
- 960 General History of Africa
- 970 General History of North America
- 980 General History of South America
- 990 General History of Other Areas